

PROJECT FILE

SOIL REMEDIATION WORKS – RONSE, DE MÉRODESTRAAT



JANDENUL.COM

ENV | RPT | nl | 00.01



Document control

Document information

Company name	Envisan - ENV		
Document template	Report		
Language	Dutch - nl		
Document revision	01	Complete revision	<input checked="" type="checkbox"/>
Document title	Project FILE		
Document subtitle	soil remediation works – Ronse, De Mérodestraat		
Project code	3641		
Initiating department	QHSSE department		
Author	Anke Claes		

Revision history

Revision	Date	Description and location of changes
00	15-Apr-2024	Initial version
01	12-Jul-2024	Drafting project emission profile

Review and approval

Endorsed for application within Jan De Nul Group by	Date
Evert Blomme	10-Oct-2024

Reference documents

Reference	Title
JDN controlled documents	
JDN.3641.PQM.01.05.n.01	Project implementation plan Civil Works Benelux
Standards	
CO2 Performance ladder	Handbook version 3.1
ISO 14064	

Abbreviations

Abbreviation	Meaning
SRP	Soil Remediation Project

Abbreviation	Meaning
VAT	Value Added Tax
CO2PL	CO ₂ Performance ladder
GL	Ground Level
NV	Naamloze Vennootschap (company limited by shares)
OVAM	Openbare Vlaamse Afvalstoffenmaatschappij (Flemish Public Waste Management Company)

Table of contents

1	Introduction	4
1.1	Project details	4
1.2	Parties involved	5
2	Insight	5
2.1	Identification of energy – and emission flows	5
2.2	Carbon footprint and trends	6
2.2.1	Reference carbon footprint	6
2.2.2	Actual project carbon footprint	7
2.2.3	Organisation emission profile	8
3	Reduction	8
3.1	List of reduction measures for this project	8
4	Transparency	8
4.1	Internal	9
4.2	External	9

This document is strictly confidential and proprietary to Jan De Nul Group. Unauthorized copying, distribution or divulging of information it contains is a violation of the company's policy and property right.

1 Introduction

The investigation location is at N° 2 De Mérodestraat in 9600 Ronse and is located in a residential area at Ronse town centre (adjacent, there is also a former container park of the Town of Ronse). The site is registered as East-Flanders, Ronse, division 2, section D, plot number 716 B7 and has a total surface area of 5233 m².

According to the regional development plan, the site is located in a residential area with cultural, historic and/or aesthetic value (land use type III). The following SIP is applicable: *“Demarcation micropolitan area Ronse dated 1982.”* Four partial SIP’s are applicable. The investigation site, however, is not located in one of these partial SIP’s. Therefore, nothing changes directly to the land use type.

On some of the distributed plots, there is however a difference in ground level. This has no impact on this phased SRP, since the land to be remedied is flat. The surrounding sites are dwellings, flats, other businesses, the former container park and the woods.

1.1 Project details

ID data

Description	Soil remediation works Ronse - De Mérodestraat
Specification number	BN2310024
Client	De Openbare Vlaamse Afvalstoffenmaatschappij – Afdeling Bodembeheer
Tender date	28/11/2023 9u15
Date of award	07/12/2023
Period of execution	08/04/2024 – 12/07/2024
Estimated value excluding VAT	569.387 euro
What role did the CO2PL play in the tender	<p>In their offer, the tenderer could commit to reaching a certain CO2 target level. Setting a CO2 target level in the tender provides a fictitious award advantage. Applying this fictitious advantage level to the tender price produces the assessment price.</p> <p>This price is assessed on the basis of the “Price” award criterion.</p> <p>Fr this contract, the tenderer could only choose one of the following target levels:</p> <p>None - 0% / Level 1 - 2% / Level 2 - 4% / Level 3, 4, 5 - 6%.</p> <p>In their offer, the tenderers make the commitment to reach the following CO2 target levels: Level 3</p>

1.2 Parties involved

- **OVAM: client**
Client or employer with whom Envisan have a form of contract to provide a service or implement a project.
- **Envisan: main contractor.**
The entity contracted by the client to provide a service or implement a project.
- **Hauliers: sub-contractors**
The entities contracted by the main contractor to carry out the transports for the project.

2 Insight

2.1 Identification of energy – and emission flows

List of material energy – and emission flows

Scope 1 (Fuel consumption)

Cranes	14t crane
	20t crane
Generators	Silent generator set
Heating oil	11/04/2024 – 4.602l 13/05/2024 – 2.624l 28/05/2024 – 2.045l = 9.271l
Manitou	MT 625T

Scope 2 (Electricity consumption, heating)

N.A.

Scope 3

Earthworks (ton.km or litres fuel)	592.800 tonkm
Soil supply	592.800 tonkm

List of excluded energy/emission flows

Energy flow	Reason
Project electricity	All electricity is generated in-house with generator sets for the reporting period.
Electricity consumed in supporting department (e.g. offices in Aalst)	Is recorded at corporate level and included in the communal parts.
Natural gas	No natural gas consumption in the project for the reporting period.
Natural gas consumed in supporting department (e.g. offices in Aalst)	Is recorded at corporate level and included in the communal parts.
Bunkering dredgers if combined civil works and dredging works under own management (scope I).	Only recorded as 'excluded' in consultation with Department Dredging Benelux.
Scope III – Concrete	No concrete was used in the reporting period.
Scope III – Steel	No steel was used in the reporting period.
Scope III – floating auxiliary equipment	No FLAP was deployed in the reporting period.

2.2 Carbon footprint and trends

2.2.1 Reference carbon footprint

Reference profile for soil remediation project OVAM Zulte, performed in 2023 with similar activities.

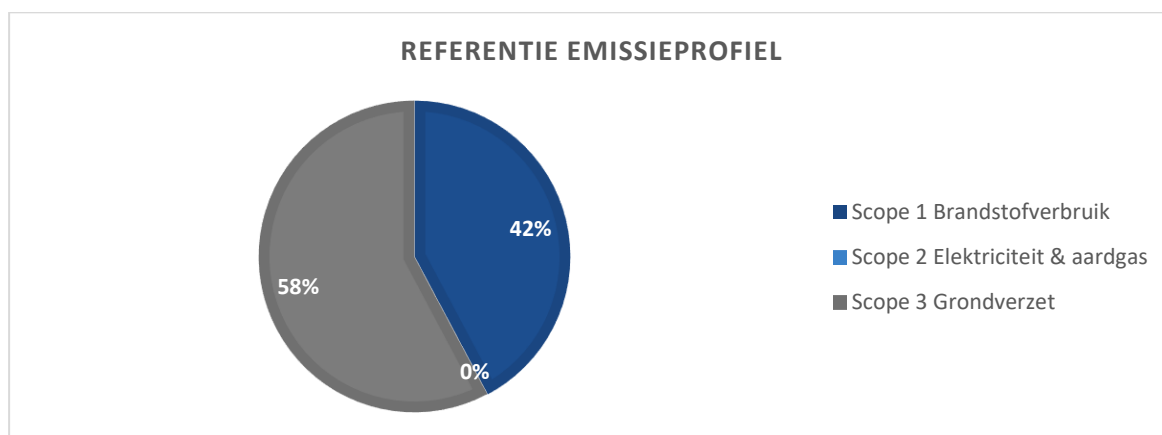


Figure 1: Reference emission profile, OVAM Zulte

2.2.2 Actual project carbon footprint

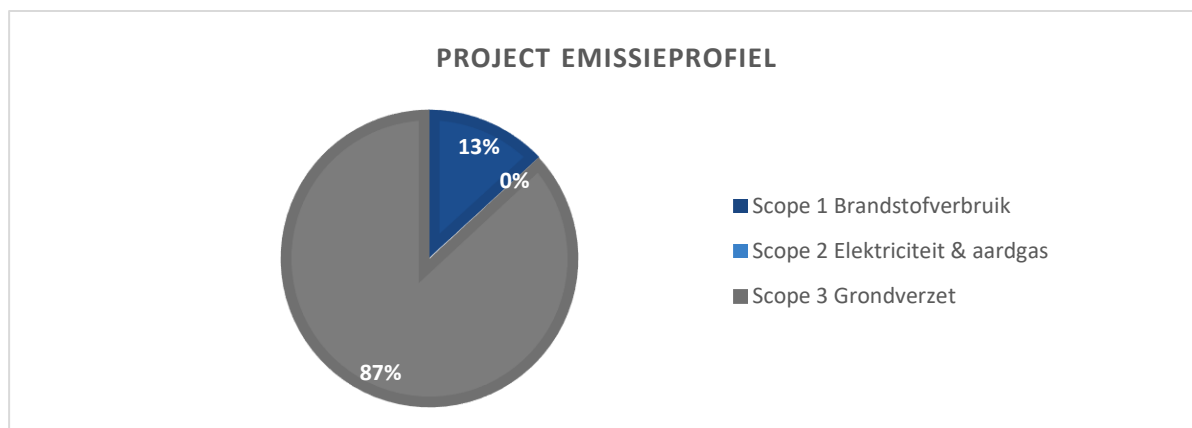


Figure 2: Project emission profile

The energy flows of this project are related to the emissions of heavy land and earthmoving plant. 13% or 22.88 ton CO_{2e} of project emissions fall under Scope 1, fuel consumption. There were no connections to power supply or gas mains, whereby the project has no Scope 2 emissions. Scope 3 emissions are produced by earthworks, i.e. 151.77 ton emitted CO_{2e} (87%).

Compared to the reference profile, the following points are noteworthy:

- No gas or electricity supply was provided for. Therefore, neither of these projects has Scope 2 emissions.
- The proportion between scope 1 and scope 3 emissions differs between both projects. Both projects consumed approximately the same amount of fuel. For both projects, the soil was transported to and from the same remediation centre. The greater transport distance for project OVAM Ronse explains the larger share of scope 3 emissions and, in proportion with this, the smaller share of scope 1 emissions.

2.2.3 Organisation emission profile

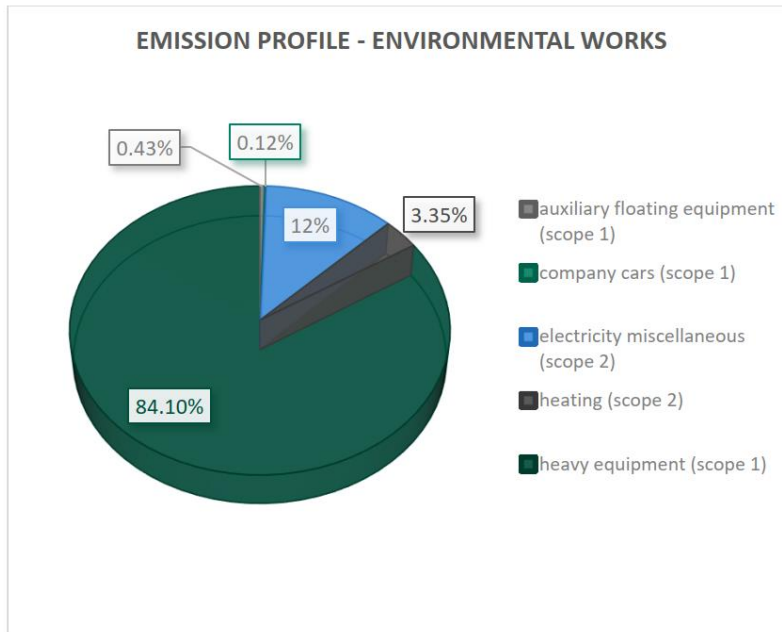


Figure 3: Emission profile Organisation (dept. environmental works, 2023)

In the emission profile given for the organisation, scope 3 emissions are not included. Therefore, a 1 on 1 comparison with the project emission profile is not possible. We can conclude, however, that both at corporate level and at project level, emissions from heavy land equipment (fuel consumption) play an important part.

3 Reduction

3.1 List of reduction measures for this project

Because of the short duration and small scope of this project, reduction possibilities are limited:

- Switching on and off of machines.
- Euro 6 standard for lorries and machines.
- Avoid driving empty as much as possible.

4 Transparency

Communication regarding CO₂-performances for the Benelux can be found in the overall communication plan 'CO₂PL-Jan De Nul-3C2-Communicatieplan'.

Specifically for this project, communication regarding the CO₂-performances takes place both internally and externally. The exact way of communication, the relevant parties, responsible parties and frequencies of communication can be found in the tables below.

4.1 Internal

Way of communication	Relevant parties	Responsible parties	Frequency
Poster objectives	Project team	Project manager / site manager	Biannual
Project induction	Crew	Performer	At the start of each campaign
Feedback in steering group	BNL DREDGE steering group	Project manager	Monthly

4.2 External

Way of communication	Relevant parties	Responsible parties	Frequency
Annual project report	Client	Project manager	Annually
Publication of this project report on the JDN website	Interested stakeholders	Energy & Emissions QHSSE Advisor	Biannually*

* Note: Biannual frequency is kept as long as there are activities to report. Should there be no activities in a semester, then there is no reporting.